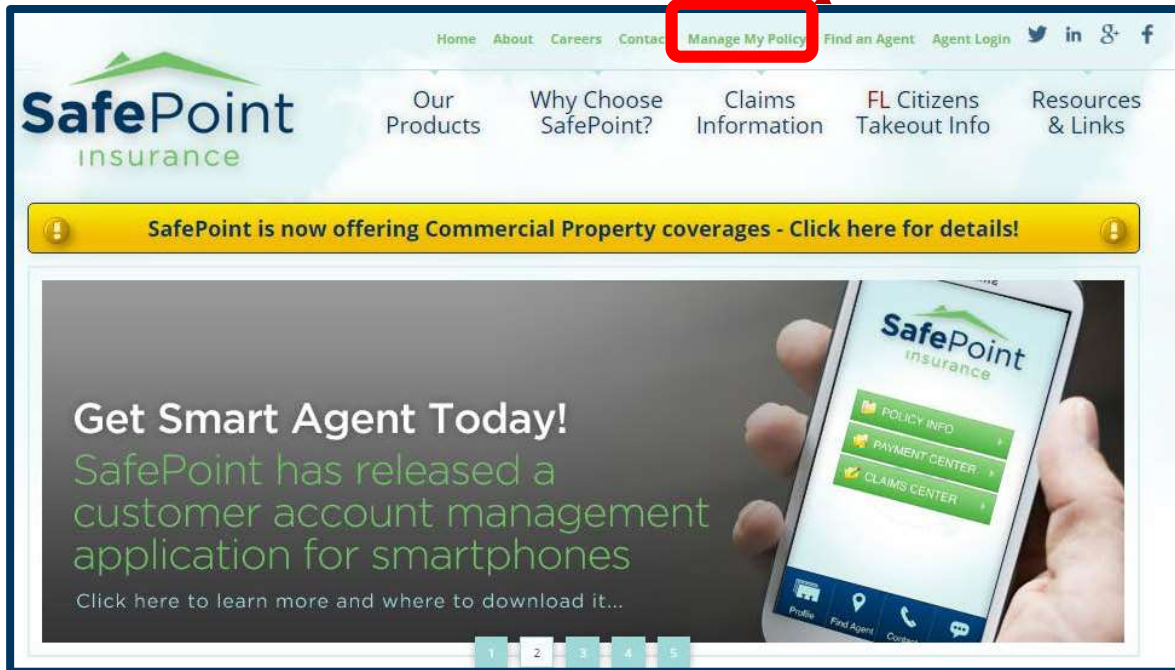


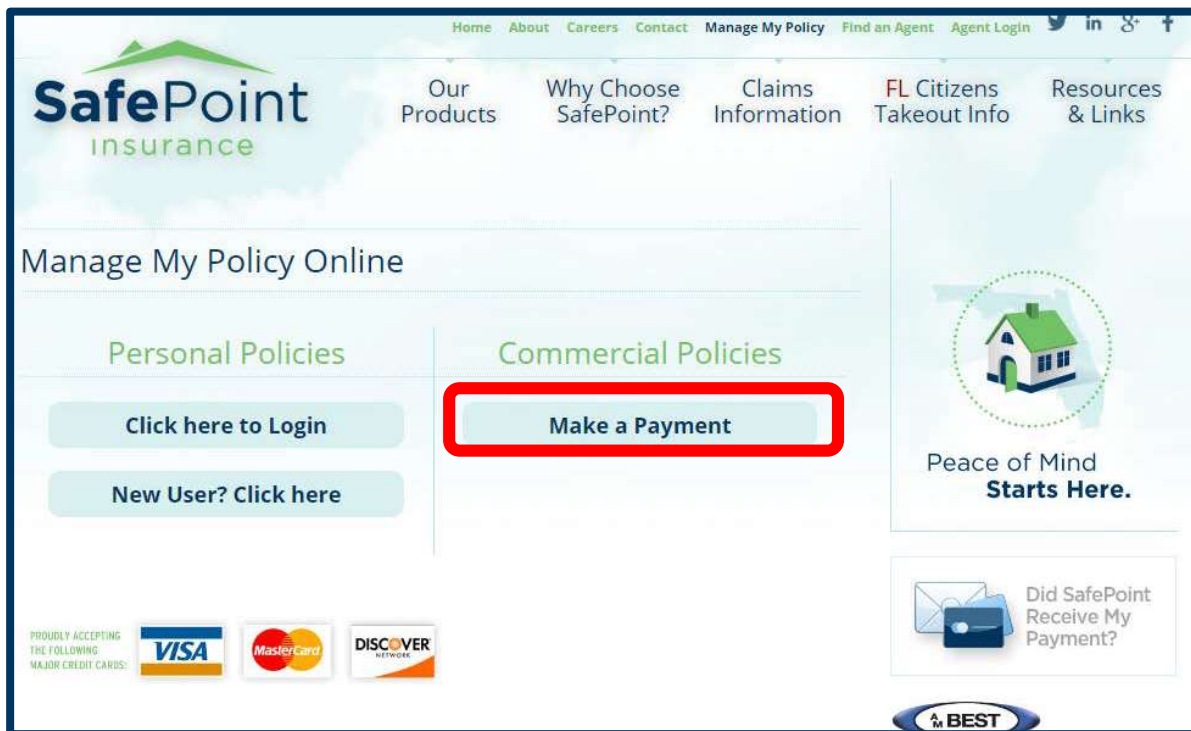


Website Access for Online Payments

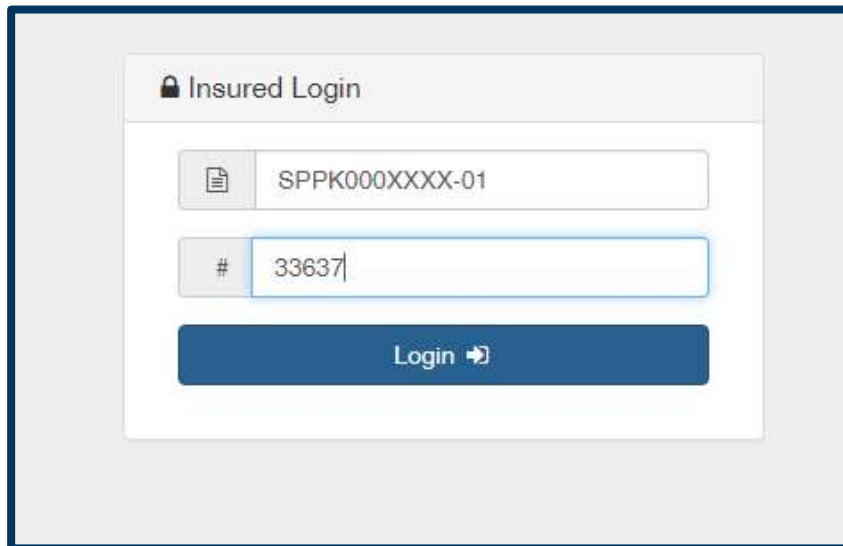
1. Go to <http://www.safepointins.com/>
2. When at our website, click on **"Manage My Policy"**



3. Click on Commercial Policies "Make a Payment":

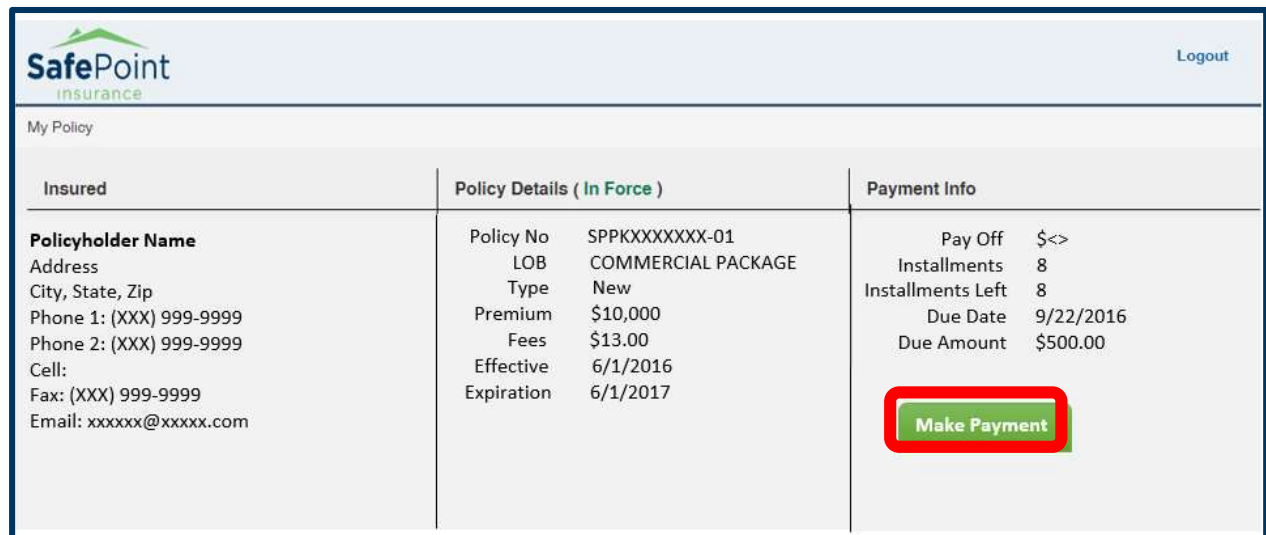


4. Enter your **Policy Number** and **Zip Code**:



The image shows a login form titled "Insured Login". It contains two input fields: the first is for the Policy Number, with "SPPK000XXXX-01" entered; the second is for the Zip Code, with "33637" entered. Below these fields is a blue "Login" button with a right-pointing arrow icon.

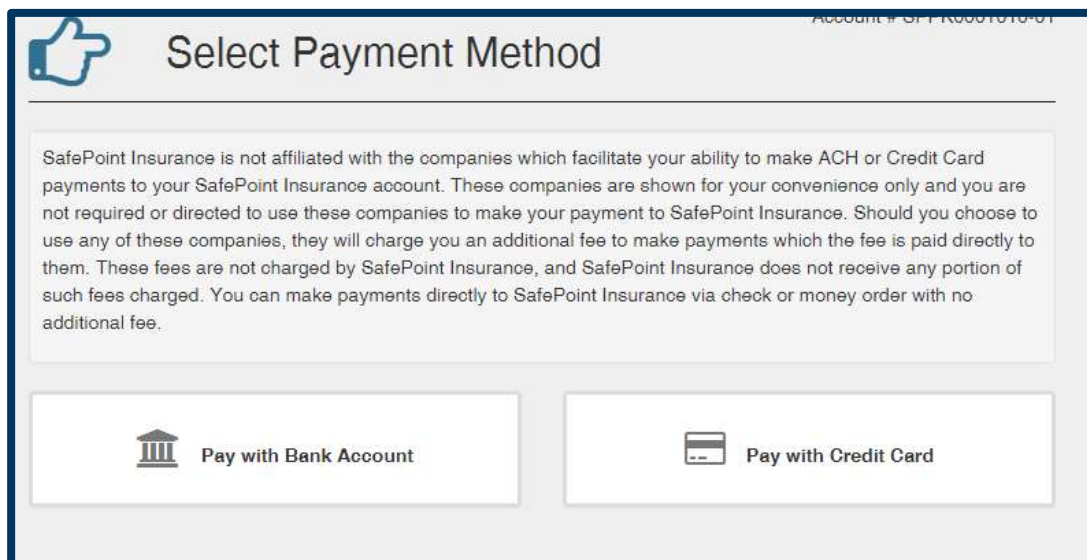
5. Once on the Payment Screen, click on **"Make Payment"**



The image shows the "Payment Screen" for SafePoint Insurance. At the top left is the SafePoint Insurance logo, and at the top right is a "Logout" link. Below the header is a "My Policy" section. It contains a table with three columns: "Insured", "Policy Details (In Force)", and "Payment Info".

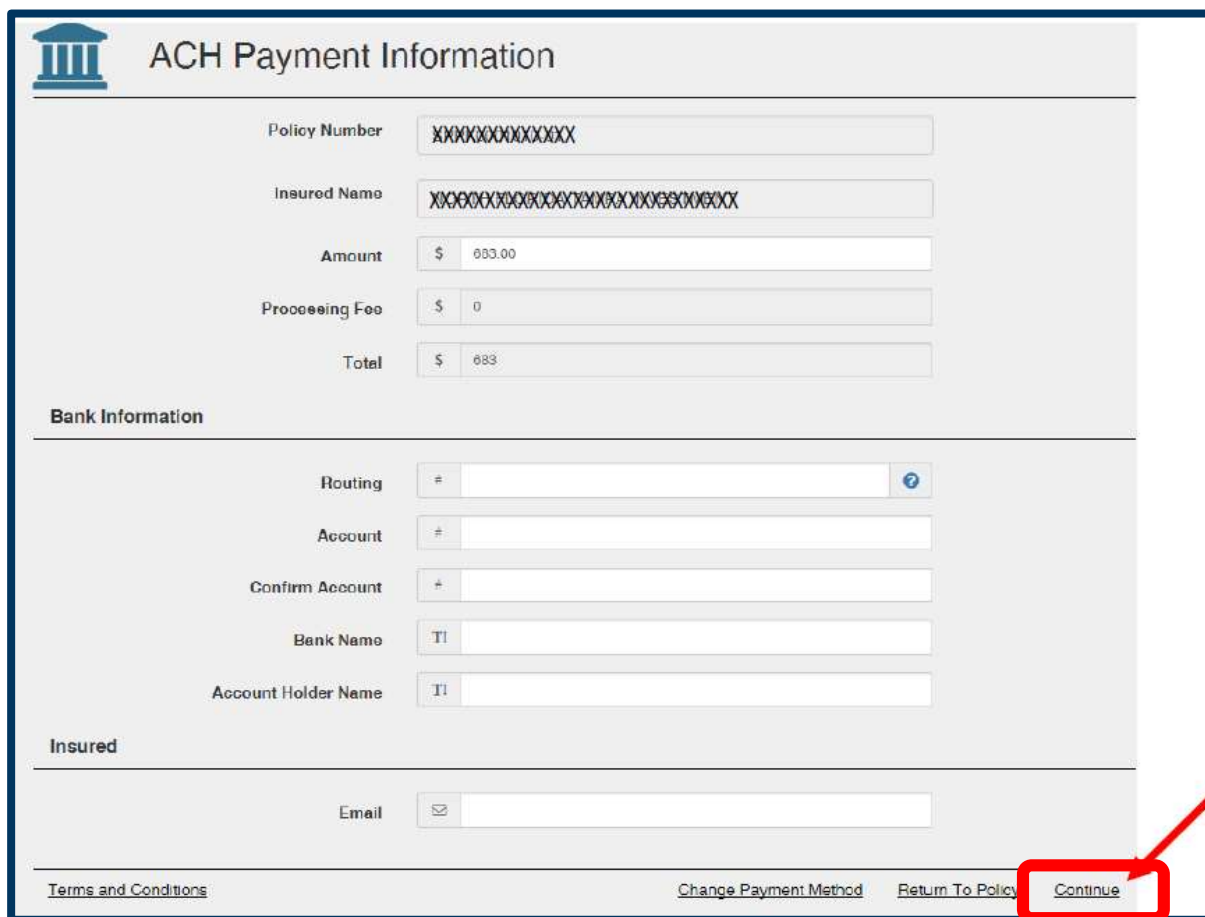
Insured	Policy Details (In Force)	Payment Info
Policyholder Name Address City, State, Zip Phone 1: (XXX) 999-9999 Phone 2: (XXX) 999-9999 Cell: Fax: (XXX) 999-9999 Email: xxxxxx@xxxxx.com	Policy No SPPKXXXXXX-01 LOB COMMERCIAL PACKAGE Type New Premium \$10,000 Fees \$13.00 Effective 6/1/2016 Expiration 6/1/2017	Pay Off \$<> Installments 8 Installments Left 8 Due Date 9/22/2016 Due Amount \$500.00 Make Payment

6. Select Payment Method:



The image shows the "Select Payment Method" screen. At the top left is a thumbs-up icon, and at the top right is the account number "Account # SPPK000XXXX-01". The main heading is "Select Payment Method". Below this is a text box containing a disclaimer: "SafePoint Insurance is not affiliated with the companies which facilitate your ability to make ACH or Credit Card payments to your SafePoint Insurance account. These companies are shown for your convenience only and you are not required or directed to use these companies to make your payment to SafePoint Insurance. Should you choose to use any of these companies, they will charge you an additional fee to make payments which the fee is paid directly to them. These fees are not charged by SafePoint Insurance, and SafePoint Insurance does not receive any portion of such fees charged. You can make payments directly to SafePoint Insurance via check or money order with no additional fee." Below the text box are two buttons: "Pay with Bank Account" (with a bank icon) and "Pay with Credit Card" (with a credit card icon).

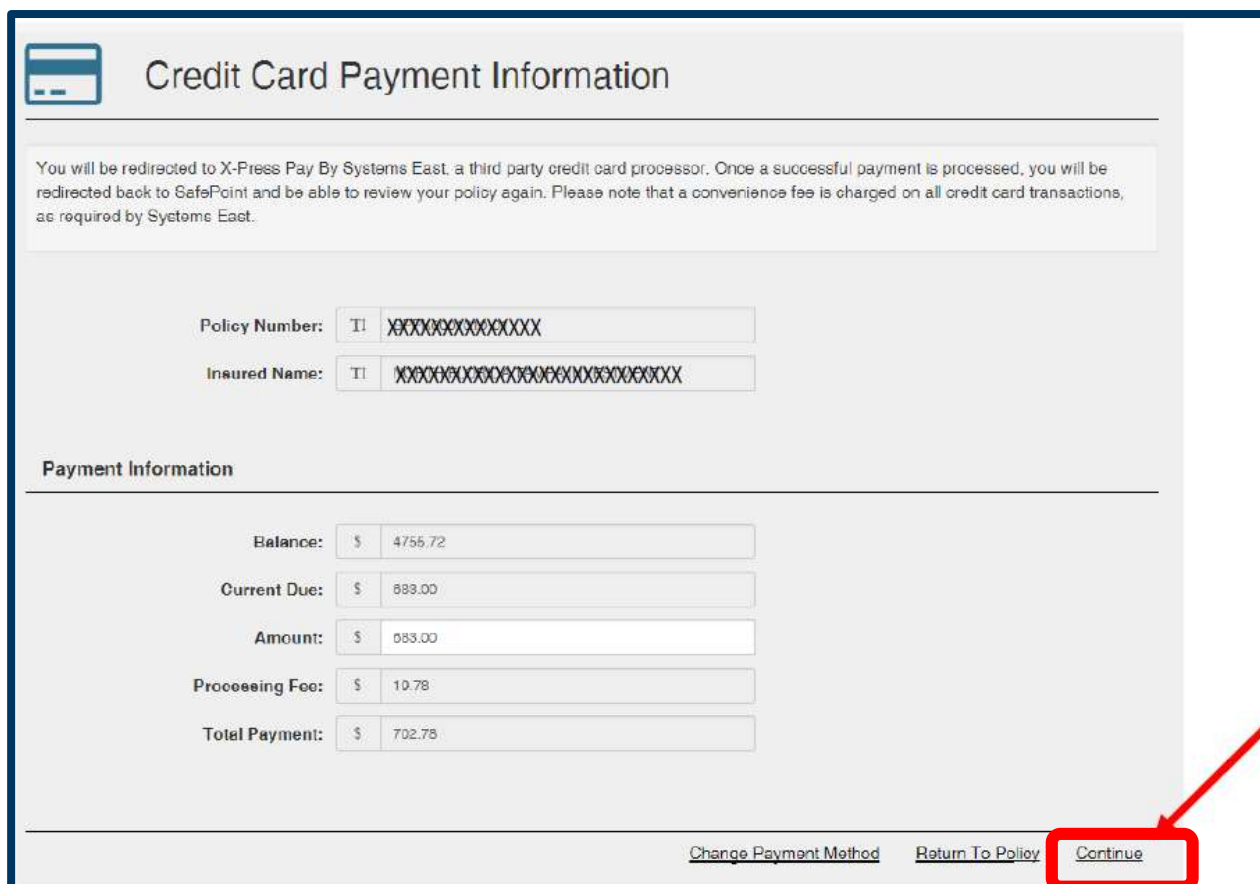
7. If paying with a Bank Account, enter payment information and click “**Continue**”:



The ACH Payment Information form is divided into three main sections: Policy Information, Bank Information, and Insured. The Policy Information section includes fields for Policy Number, Insured Name, Amount, Processing Fee, and Total. The Bank Information section includes fields for Routing, Account, Confirm Account, Bank Name, and Account Holder Name. The Insured section includes an Email field. At the bottom, there are links for Terms and Conditions, Change Payment Method, Return To Policy, and a Continue button highlighted with a red box and an arrow.

ACH Payment Information	
Policy Number	XXXXXXXXXXXX
Insured Name	XXXXXXXXXXXXXXXXXXXX
Amount	\$ 883.00
Processing Fee	\$ 0
Total	\$ 883
Bank Information	
Routing	# [] ?
Account	# []
Confirm Account	# []
Bank Name	TI []
Account Holder Name	TI []
Insured	
Email	[]
Terms and Conditions Change Payment Method Return To Policy Continue	

8. If paying with a Credit Card, enter Credit Card information and click “**Continue**”:



The Credit Card Payment Information form is divided into three main sections: Policy Information, Payment Information, and a footer. The Policy Information section includes fields for Policy Number and Insured Name. The Payment Information section includes fields for Balance, Current Due, Amount, Processing Fee, and Total Payment. At the bottom, there are links for Change Payment Method, Return To Policy, and a Continue button highlighted with a red box and an arrow.

You will be redirected to X-Press Pay By Systems East, a third party credit card processor. Once a successful payment is processed, you will be redirected back to SafePoint and be able to review your policy again. Please note that a convenience fee is charged on all credit card transactions, as required by Systems East.

Credit Card Payment Information	
Policy Number:	TI XXXXXXXXXXXX
Insured Name:	TI XXXXXXXXXXXXXXXXXXXX
Payment Information	
Balance:	\$ 4756.72
Current Due:	\$ 883.00
Amount:	\$ 883.00
Processing Fee:	\$ 10.78
Total Payment:	\$ 702.78
Change Payment Method Return To Policy Continue	